

# METALU PANTALÁN

## HYDRAULIC POOL LIFT

HYDRAULIC LIFT DESIGNED FOR SWIMMING POOLS OR SPACES  
WITH LARGE WATER LOSS:  
Pontoon, natural pool, ports...

### FEATURES

User independence.

Elevators customized design.


A water supply is required of at least 3.5 kg of pressure for operation.

Dual control system at different heights to ensure user independence.

Manufacturing limit: profile with a maximum water loss of 1.5 metres.

Height adjustable seat.

Includes: Folding footrest / Folding armrest / Safety belt.



STAINLESS  
AISI 316L.




Seat travel  
distance  
1,10 m




Lift  
capacity  
120 kg




Rotation  
radius  
170°



Easy installation



Versatile



Includes accessories

\* The graphic image may not match the current model due to ongoing improvements.